

# 2017 ZFORCE 500 HO

**CFMOTO VEHICLES  
ARE EQUIPPED WITH  
PREMIUM FEATURES  
AT NO EXTRA CHARGE**




**5 year** LIMITED WARRANTY

**CESA** PROTECTION PLAN

## ENGINE

TYPE	Single-cylinder, 4 valves
DISPLACEMENT	495 cc
BORE & STROKE	91 x 76.2 mm (3.58 x 3 in)
COMPRESSION	10.3 : 1
ENGINE MANAGEMENT	BOSCH EFI & Ignition
MAXIMUM TORQUE	34 FT/LB @ 5800 rpm
MAXIMUM POWER OUTPUT	37.5 HP / 6800 rpm
COOLING SYSTEM	Liquid
STARTING	Electric
BATTERY	30 Amp



## TRANSMISSION

TRANSMISSION	 <b>FULL CV-TECH IBC variable - transmission L / H / N / R / P</b> (parking lock shift system)
DRIVE TRAIN	2 wheel / 4 wheel drive, electric locking differential



## SIZE / WEIGHT

LENGTH X WIDTH X HEIGHT	2870 x 1235 x 1790 mm (113 x 50 x 70,47 in)
WHEELBASE	2040 mm (80.3 in)
TRACK FRONT / REAR	1280 / 1230 mm (50.4 / 48.4 in)
SEAT HEIGHT	395 mm (15.6 in)
GROUND CLEARANCE	247 mm (9.72 in)
FUEL TANK CAPACITY	27 L (7.1 gal)
DRY WEIGHT	500 kg (1100 lb)
TOWING CAPACITY	250 kg (550 lb)
REAR BOX CAPACITY	100 kg (220 lb)

## WHEELS

FRONT WHEELS	 <b>At Aluminum Alloy (14 x 6 in)</b>
REAR WHEELS	 <b>At Aluminum Alloy (14 x 7.5 in)</b>
FRONT TIRES	AT 26 x 9-14 (ABUZZ CST 6 ply rating)
REAR TIRES	AT 26 x 11-14 (ABUZZ CST 6 ply rating)











## SUSPENSION / STEERING

FRONT SUSPENSION	Double wishbone independent suspension <b>Gas shock absorber with separate adjustable Rebound &amp; Compression</b> 
FRONT SUSPENSION TRAVEL	198 mm (8 in)
REAR SUSPENSION	Double wishbone independent suspension <b>Gas shock absorber with adjustable Rebound/Compression</b> 
REAR SUSPENSION TRAVEL	160 mm (6.5 in)





## BRAKES

FRONT BRAKES	Hydraulic / Vented discs brake
REAR BRAKES	Hydraulic / Vented discs brake

## STANDARD EQUIPMENT

- Passenger hold bar	- Lateral mirrors 
- Side doors (Net type)	- Net for cargo box 
- Adjustable steering	- Hitch receiver 
- Cargo bin (Fix type)	- Stainless steel rear /front bumper 
- Storage under hood	- Stainless steel exhaust system 
- Glove compartment	- Safety belts (4 points) 
- Cup holders	- Skid plate and A-arm protectors 
- 2 colors seat	- <b>ROPS Certification</b> 
- <b>ROPS Certification</b>	- <b>Hand brake</b> 
- <b>Hand brake</b>	- <b>Twin foam reusable air filter</b> 

## STANDARD INSTRUMENTATION

- Numeric LCD dashboard	- 12V auxiliary plug
- Trip meter (RPM indicator, Voltage indicator, KM/MPH odometer, Daily counter, Clock)	- Head light (55 Watt, low or high intensity)
- Fuel level indicator	- Trailer connector
- Temperature indicator	- <b>Flashers</b> 
- Oil Pressure indicator	- <b>LED Brake lights</b> 
- Speed indicator	- <b>Hazards</b> 
	- <b>Horn</b> 

## AVAILABLE COLORS







RED (PAINTED)	 
BLACK (PAINTED)	 
ORANGE (PAINTED)	 

Photo for illustrative purposes only. Specifications are subject to change without notice. Details in store.